

ecoGEO+ B/C 4-16 PRO



- Modulating thermal power control within a wide range (15-100%) and modulating flow rate control of both brine and production circuits (20-100%).
- Natural refrigerant R290 : GWP 3.
- Inverter technology.
- Compact design including brine and production circulation pumps, brine and production expansion vessels (8l and 12l respectively), brine and production safety valves and DHW three-way valve.
- Integrated management of up to 4 different emission temperatures, 2 buffer tanks (heating and cooling), 1 DHW tank, 1 pool and hourly control of DHW recirculation.
- Integrated management of air source collection modulating units, in case of air source or hybrid configurations.
- Integrated management of external On/Off or modulating auxiliary systems, such as electrical heaters, On/Off boilers or modulating boilers.
- Integrated free cooling in models 2 and 4.
- Integrated active cooling in models 3 and 4.
- Single-phase (230V) and three-phase (400V) version available.
- Integrated photovoltaic hybridisation.
- Integrated energy meters to measure the electrical consumption, the heating/cooling thermal power, the COP and the monthly and annual SPF.

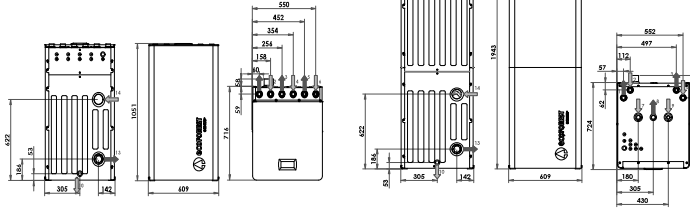
SPECIFICATIONS ecoGEO+ B/C 4-16 PRO		UNITS	B1/C1	B2/C2	B3/C3	B4/C4	
APPLICATION	Place of installation	-	Indoors				
	Type of brine system ¹	-	Ground source / Air source / Hybrid source				
	DHW, Heating and Pool	-	✓	✓	✓	✓	
	High Temperature Recovery (HTR) system option ¹¹	-	✓	✓	✓	✓	
	Integrated Active cooling	-	-	-	✓	✓	
	Integrated Passive cooling	-	-	✓	-	✓	
PERFORMANCE	Modulation range of the compressor	%	15 to 100				
	Heating power output ² , B0W35	kW	3,1 to 16,1				
	COP ² , B0W35	-	4,6				
	Active cooling power output ² , B35W7	kW	-	2,2 to 13,8			
	EER ² , B35W7	-	-	3,7			
	Max. DHW temperature without / with support ⁵	°C	70 / 80				
	Noise power emission level ⁶	db	35 to 46				
	Energy label / η _s / SCOP W35 average climate control	-	A+++ / 190% / 4,85				
	Energy label / η _s / SCOP W55 average climate control	-	A++ / 146% / 3,84				
	OPERATION LIMITS	Distribution / Set heating outlet temperature range	°C	10 to 70 / 70			
Distribution / Set cooling outlet temperature range		°C	-20 to 35 / -15	5 to 35 / 7			
Brine inlet temperature range in heating applications		°C	-25 to 35				
Brine inlet temperature range in cooling applications		°C	10 to 70				
Minimum / Maximum refrigerant circuit pressure		bar	1 / 32				
Production / Pre-load circuit pressure		bar	0,5 to 3,0 / 1,5				
Brine / Pre-load circuit pressure		bar	0,5 to 3,0 / 0,7				
Volume / Max. DHW storage tank pressure (ecoGEO+ C)		l / bar	165 / 8				
WORKING FLUIDS	R290 Refrigerant load	kg	0,86				
	Compressor oil type / load	kg	HXL4467 / 1,18				
	1/N/PE 230 V / 50-60 Hz ⁸	-	✓				
CONTROL ELECTRICAL DATA	Maximum recommended external protection ⁹	-	C16A				
	Transformer primary circuit fuse	A	0,5				
	Transformer secondary circuit fuse	A	2,5				
ELECTRICAL DATA: SINGLE-PHASE	1/N/PE 230 V / 50-60 Hz ⁸	-	✓				
	Maximum recommended external protection ⁹	-	C32A				
	Maximum consumption ² , B0W35	kW / A	4,4 / 19,2				
	Maximum consumption ² , B0W35	kW / A	5,5 / 23,9				
	Minimum / Maximum starting current ⁷	A	2,6 / 12,5				
	Correction of cosine Ø	-	0,96 - 1				
ELECTRICAL DATA: THREE-PHASE	3/N/PE 400 V / 50-60 Hz ⁸	-	✓				
	Maximum recommended external protection ⁹	-	C13A				
	Maximum consumption ² , B0W35	kW / A	4,4 / 6,4				
	Maximum consumption ² , B0W35	kW / A	5,5 / 7,9				
	Minimum / Maximum starting current ⁷	A	0,9 / 4,2				
DIMENSIONS/WEIGHT	Correction of cosine Ø	-	0,96 - 1				
	Height x width x depth	mm	ecoGEO+ B: 1051x609x716 · ecoGEO+ C: 1943x609x724				
	Empty weight (without assembly)	kg	B 195 · C 260	B 205 · C 270	B 195 · C 260	B 205 · C 270	

- Air source by replacing the ground source circuit by one or more ecoGEO+ AU air units. Consult the ecoGEO+ AU aérothermal units manual for more detailed information.
- In compliance with EN 14511, this includes the consumption of the circulation pumps and the compressor driver.
- Considering brine and production flow rates in compliance with EN 14511.
- Considering a heat slope from 20°C to 50°C in absence of consumption.
- Considering support provided by the emergency electrical heater.
- In compliance with EN 12102.
- Starting current depends on the working conditions of the hydraulic circuits.
- The admissible voltage range for proper operation of the heat pump is ±10%.
- Maximum consumption can vary significantly according to working conditions, or if the compressor's operation range is restricted. Consult the technical service manual for more detailed information.
- Certification in process.
- Integrated by default in modules B3/C3 and B4/C4.

Dimensions and hydraulic connections

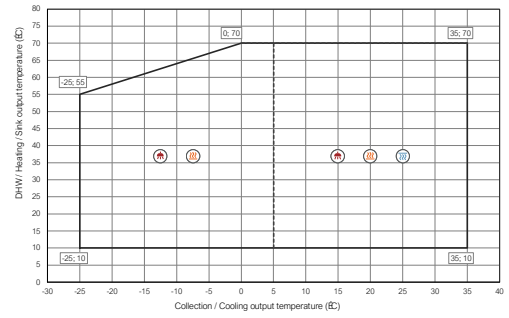
ecoGEO+ B

ecoGEO+ C

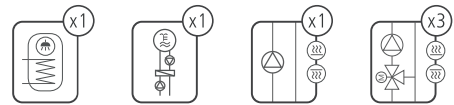


- | | |
|--------------------------------------|-------------------------------------|
| 1. Heating/Cooling Outlet - 1 1/4" M | 7. CW Inlet - 1" F |
| 2. Heating/Cooling Inlet - 1 1/4" M | 8. DHW Outlet - 1" F |
| 3. Brine Outlet - 1 1/4" M | 9. DHW Recirculation Inlet - 3/4" F |
| 4. Brine Inlet - 1 1/4" M | 10. Drain - 16 mm |
| 5. DHW system Outlet - 1 1/4" M | 11. Safety duct outlet - Ø80 |
| 6. DHW System Inlet - 1 1/4" M | 12. Safety duct inlet - Ø80 |

Operational chart

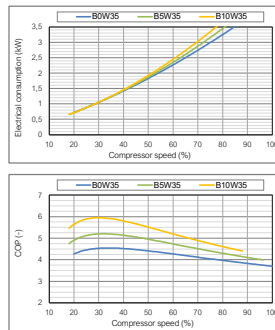
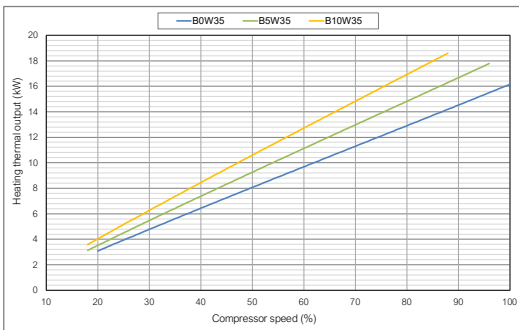


Installation management



Performance curves

Thermal performance



Hydraulic performance

